

Half Step Workshop

Time To Play

RandyAdamsMusic.com

We have covered alot of ground in our lessons. Keys, Major Scales, Modes, Pentatonic Scales, Major and Minor Blues Scales, Harmonic and Melodic Minor, Intervals, Triads, Seventh Chords, CAGED system.


The only way to learn to use all of this is to explore and try. Question. Guess. Use your aquired knowlede. Use Your intuition. Practice. Play with friends. Play in a band.

Let's try playing Mississippi Half Step by the Grateful Dead. There is a lot to chew on in this tune so it's a great one to learn from.


Listen to it many times. I'm including a very simple chord chart. Memorize the form. I'm going to ask that you play something during the lessons. It can be very simple. It can be just part of the song. Anything to try and incorporate the things we have been learning into music. I'll help. Be sure to enable Original Sound For Musicians in your Zoom window. This way we will be able to hear your guitar.

As we go along I'll give some suggestions that you can use in your practice.


Don't be afraid to feel lost.

Intro (E⁺)

verse



CHORUS listen to the bass





Half Step Continued...


2

SOLO SECTION

(A-7)


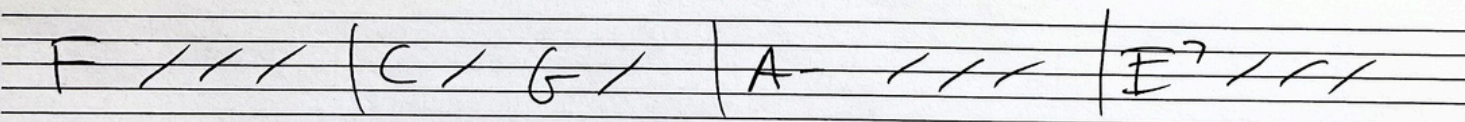




A-7



Repeat from verse → chorus → solo →
verse → last chorus → end section

Last CHORUS



End section

